







Elements of Lifestyle**Appetite**

कर्बो	मीठ	भाज्या/फळे	जंक	तेल	गोड
					

Lifestyle

झोप	व्यायाम	जीवनशैली	ध्यान
			

Substance

धुम्रपान	तंबाखू	दारू	इतर
			

Body Mass Index

Argh! You are obese. Your BMI score 32.33 is very high than the target range 21-24.9.

**Hip Waist Ratio**

Oops! Your HW ratio is higher than normal! Your current HW ratio is 1.12 it should be below 1.0 and waist size to 35 inches

**Weight**

Argh! Your weight is very high. Your current weight 74.7 kgs is very high than the target range 53-58 Kgs.





Disease Specific Risks

Guidelines

Expert Notes