








Elements of Lifestyle**Appetite**

कर्बो	मीठ	भाज्या/फळे	जंक	तेल	गोड
					

Lifestyle

झोप	व्यायाम	जीवनशैली	ध्यान
			

Substance

धुम्रपान	तंबाखू	दारू	इतर
			

Body Mass Index

Congratulations! You are normal. Your BMI score 21.26 is within the target range 21-24.9.

**Hip Waist Ratio**

Oops! Your HW ratio is higher than normal! Your current HW ratio is 1.02 it should be below 1.0 and waist size to 35 inches

**Weight**

Congratulations! You have normal weight. Your current weight 60 kgs is within range of 65-70 Kgs





Disease Specific Risks

Guidelines

Expert Notes