







**Elements of Lifestyle**
**Appetite**

कर्बो	मीठ	भाज्या/फळे	जंक	तेल	गोड
					

**Lifestyle**

झोप	व्यायाम	जीवनशैली	ध्यान
			

**Substance**

धुम्रपान	तंबाखू	दारू	इतर
			

**Body Mass Index**


Argh! You are obese. Your BMI score 30.45 is very high than the target range 21-24.9.


**Hip Waist Ratio**


Oops! Your HW ratio is higher than normal! Your current HW ratio is 1.02 it should be below 1.0 and waist size to 35 inches


**Weight**


Argh! Your weight is very high. Your current weight 88 kgs is very high than the target range 67-72 Kgs.





## **Disease Specific Risks**

**Guidelines**

**Expert Notes**