








**Elements of Lifestyle**
**Appetite**

कर्बो	मीठ	भाज्या/फळे	जंक	तेल	गोड
					

**Lifestyle**

झोप	व्यायाम	जीवनशैली	ध्यान
			

**Substance**

धुम्रपान	तंबाखू	दारू	इतर
			

**Body Mass Index**


Congratulations! You are normal. Your BMI score 21.26 is within the target range 21-24.9.


**Hip Waist Ratio**


Oops! Your HW ratio is higher than normal! Your current HW ratio is 1.11 it should be below 1.0 and waist size to 35 inches


**Weight**


Congratulations! You have normal weight. Your current weight 60 kgs is within range of 65-70 Kgs





## **Disease Specific Risks**

**Guidelines**

**Expert Notes**